

BMJ Open Strong propensity for HIV transmission among men who have sex with men in Vietnam: behavioural data and sexual network modelling

Linus Bengtsson,^{1,2} Xin Lu,^{1,2,3} Fredrik Liljeros,^{2,4} Hoang Huy Thanh,⁵ Anna Thorson¹

To cite: Bengtsson L, Lu X, Liljeros F, *et al.* Strong propensity for HIV transmission among men who have sex with men in Vietnam: behavioural data and sexual network modelling. *BMJ Open* 2014;**4**:e003526. doi:10.1136/bmjopen-2013-003526

► Prepublication history and additional material for this paper is available online. To view these files please visit the journal online (<http://dx.doi.org/10.1136/bmjopen-2013-003526>).

Received 4 July 2013
Revised 5 November 2013
Accepted 4 December 2013



CrossMark

For numbered affiliations see end of article.

Correspondence to
Dr Linus Bengtsson;
linus.bengtsson@ki.se

ABSTRACT

Objectives: Survey data from men who have sex with men (MSM) in Asian cities indicate ongoing and drastic increases in HIV prevalence. It is unknown which behavioural factors are most important in driving these epidemics. We aimed to analyse detailed sexual behaviour data among MSM in Vietnam and to model HIV transmission using improved assumptions on sexual network structure.

Setting: Vietnam.

Participants: Internet-using men who had ever had sex (any type) with a man, aged ≥ 18 years and living in Vietnam. The study was cross-sectional, population-based and performed in 2012, using online respondent-driven sampling. The Internet-based survey instrument was completed by 982 participants, of which 857 were eligible. Questions included sociodemography and retrospective sexual behaviour, including number of unprotected anal sex (UAS) acts per partner.

Primary and secondary outcome measures:

Estimated basic reproductive number over 3 months as a function of transmission risk per UAS act; frequency distributions of number of UAS partners and UAS acts during last 3 months.

Results: 36% (CI 32% to 42%) reported UAS at least once during the last 3 months. 36% (CI 32% to 41%) had ever taken an HIV test and received the result. UAS partner numbers and number of UAS acts were both highly skewed and positively correlated. Using a weighted configuration model, taking into account partner numbers, frequency of UAS and their correlations, we estimated the basic reproductive number (RO) over 3 months. The results indicated rapid transmission over a wide range of values of per-act transmissibility.

Conclusions: Men with multiple partners had unexpectedly high UAS frequency per partner, paired with low HIV testing rates. The study highlights the importance of collecting data on frequency of UAS acts and indicates the need to rapidly scale-up HIV prevention services and testing opportunities for MSM in Vietnam.

INTRODUCTION

Men who have sex with men (MSM) are at high risk of HIV infection in all regions

Strengths and limitations of this study

- We collected detailed behavioural data on individual sexual acts, using a sampling method that is likely to be more representative than earlier surveys.
- We used a newly developed and more realistic transmission model for weighted networks to model transmission.
- Representative sampling of hidden groups, such as men who have sex with men, is difficult and there is no gold standard sampling method to which the results can be compared.

globally.¹⁻⁴ Rapid increases in HIV prevalence rates have recently been documented from cities in Southeast Asia.⁵ HIV prevalence rates in cross-sectional surveys among MSM in Bangkok rose from 17% to 31% between 2003 and 2007.⁶ Similar increases have been recorded among MSM in Vietnam, where HIV prevalence rates in Hanoi and Ho Chi Minh City (HCMC) were reported at 9% and 5%, respectively, in 2005 and at 15% and 17%, respectively, in 2009.⁷⁻⁹ Sexual HIV transmission dynamics in these MSM populations are not well known and need to be characterised to inform HIV prevention strategies.

HIV epidemics are however highly complex phenomena where population-level transmission depends both on the probabilities of HIV transmission between individuals and on the structures of sexual networks.¹⁰ Several challenges exist to gain knowledge about the dynamics of HIV transmission among MSM and we address three of the most important ones in this paper. First, *representative sampling* of MSM is very difficult to attain due to lack of a sampling frames and high levels of stigma.¹¹ Second, although HIV transmission probabilities per anal sex act are highly heterogeneous,¹² the frequency of unprotected anal sex



(UAS) per sexual partner is likely to have a large impact on the basic reproductive number and total population-level transmission of HIV.^{13 14} Despite this, traditional sexual behaviour surveys among MSM typically do not report the *frequency of UAS per partner*.⁴ The few studies reporting data on anal sex frequency are based on convenience samples, do not report data on the proportion of acts that are unprotected or study MSM groups with low or uncertain representativeness.^{12 14–16} We found no published information on the correlation between partner numbers and UAS frequency among MSM, which is crucial knowledge for correctly targeted prevention measures. Third, valid information on the *structures of sexual networks* is difficult to collect due to the considerable practical and ethical difficulties of tracing sexual connections from person to person in a population. Instead researchers rely on individuals to report the numbers and types of sexual contacts they have had, gathering data on people's so called "ego-networks".¹⁷ To model HIV transmission based on this data, researchers then connect the ego-networks to one complete sexual network. The number of ways in which ego-networks can be connected-up is however very large, with widely different implications for population-level transmission and the effectiveness of prevention interventions.^{18 19}

We seek to meet these challenges by using new ways to collect and analyse detailed sexual behaviour data among Internet-using MSM in Vietnam. Respondent-driven sampling (RDS) is a chain-referral sampling method, which has important advantages for improving *representative sampling* in populations without a sampling frame.^{11 20 21} We have in earlier work described the successful development and implementation of an online RDS (webRDS) system for sampling of MSM in Vietnam.²² The webRDS draws on the fact that MSM increasingly communicate online and allows respondents to participate anonymously and with little effort, while covering a large and diverse geographical area.

We aimed to analyse partner numbers, frequency of UAS acts and their correlation among Internet-using MSM in Vietnam. We further aimed to model the sexual network using a weighted configuration model in order to estimate the propensity for HIV transmission among MSM in Vietnam.

METHODS

We performed a cross-sectional online survey between 26 March and 22 April 2012, applying online respondent driven sampling (webRDS). Internet use as a proportion of the population in Vietnam was 34% in February 2012 (31 million persons).²³ Internet use among urban MSM may be considerably higher.²⁴ Ninety-four per cent of MSM in an offline RDS in Ha Noi stated that they used the Internet.²⁵

Sampling and participants

The study was performed in collaboration with a local research organisation in Vietnam (iSEE), working for

non-discrimination of lesbian, gay, bisexual and transgender persons. Thirteen seeds, recruited through iSEE's social networks, initiated the survey. Seven seeds came from HCMC, two from Ha Noi and five from other provinces. Eligible participants were adult men (18 years and above) who had ever had sex (any type) with another man, had not previously participated in the survey, and were living in Vietnam at the time of the study. Participants logged into the survey with a code received from their recruiter, accessed information about the survey, approved participation and confirmed eligibility, before answering a questionnaire. After the survey, participants were encouraged to provide their email or Yahoo! Messenger address and were sent four invitation messages to forward to MSM friends. Bengtsson *et al*²² provide a detailed description of the sampling method. Nine hundred and sixty-nine non-seed submissions were received during the study. The maximum number of waves in the recruitment trees was 29 (see online supplementary figure S1).

Data collection

The questionnaire collected information on sociodemographics, frequency of Internet use, sexual preference, social network size and type of relationship between the participant and his recruiter. Sexual behaviour data included, for the last 3 months, the number of male sexual partners (including manual, oral and anal sex), and the number of partners with whom the respondent practiced UAS. For each of the three most recent UAS partners, data were collected on the number of UAS acts during the last 3 months. Qualitative research²⁶ and piloting in preparation for the study indicated that it was difficult to capture the dichotomy of "stable" versus "casual" sexual relationships, due to that many sexual relationships were short and unstable but respondents could nevertheless perceive certain relationships as non-casual. Additionally, the Vietnamese language lacks a word for "relationship" which could be used appropriately in this context. Specifically we therefore asked if the respondent was "emotionally involved or mutually in love" (*quan hệ tình cảm hoặc tình yêu*) with his sexual partner, excluding that the partner was casual. Henceforth, we use the terms "casual" and "non-casual" partners, while keeping in mind that casual partners can include, for example, long-term transactional partners.

Data cleaning

Seeds were excluded as is customary in RDS analysis. Questionnaires were analysed for ineligible or duplicate participation. Nine per cent of questionnaires contained an email, Yahoo chat addresses or telephone numbers that had earlier been registered in the system. These questionnaires, together with entries with a stated age under 18 years or submissions with no answers on socio-demographic questions (4.3%) were excluded. The remainder of the sample (88.4%) formed the cleaned sample. In addition we checked all surveys for other

signs of duplication or invalidity by flagging surveys containing a repeated IP number, deviating answers, or short completion times. We analysed the sensitivity of the descriptive estimates to inclusion and exclusion of these flagged submissions. Differences were present for the variables province and Internet use but were otherwise small (see online supplementary table S1). We also checked selected analyses (table 1, figures 1 and 2), with and without flagged submissions and there were no major changes to the results.

Data analysis

Equilibrium²⁷ was reached after a maximum of 11 waves for all variables reported in this paper (see online supplementary figure S5). Ninety-five per cent CIs for proportions were calculated using bootstrapping, according to Salganik²⁸ and for numeric estimates a design effect of 4 was used.²⁹ We asked participants for the number of

MSM they had interacted with in any way during the past week. We then asked how many of these persons they believed used the Internet. We used the answer to the latter question to define the participants' personal network sizes. For submissions with missing network size we used the average, RDSII adjusted, network size of submissions with non-missing data (12 persons).

We performed multivariate logistic regression to explore the associations between reporting UAS at least once during last 3 months (dependent variable) and the variables age, income, education, province, frequency of Internet use and sexual partner preferences (prefer as sexual partners only men, men to women, women to men or only women). The same analyses were also repeated with the dependent variable *two or more UAS partners last 3 months*. We followed the recommendation from Ramirez-Valles *et al*³⁰ to perform regression analysis on unweighted data and include in the model all

Table 1 Association between sociodemographic variables and UAS during the past 3 months, logistic regression analysis

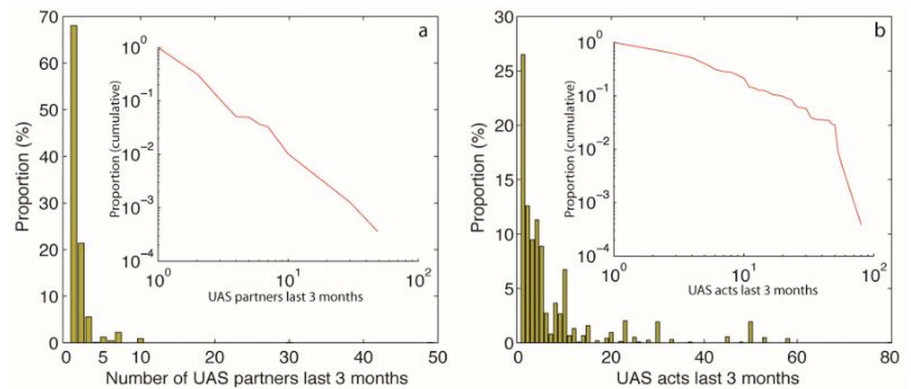
Independent variables	Unadjusted		Adjusted OR (95% CI)
	UAS (%)	OR (95% CI)	
Age (years)			
18–20	36	Ref	Ref
21–22	34	0.91 (0.62 to 1.34)	0.99 (0.64 to 1.52)
23–25	43	1.32 (0.88 to 1.98)	1.12 (0.69 to 1.79)
26–30	53	1.95 (1.20 to 3.18)*	1.66 (0.92 to 2.97)
>30	46	1.49 (0.79 to 2.82)	1.20 (0.56 to 2.59)
Education (highest level started)			
12 years or less	41	Ref	Ref
2-year college	46	1.21 (0.64 to 2.29)	0.81 (0.39 to 1.70)
3-year college	40	0.97 (0.58 to 1.60)	0.78 (0.43 to 1.42)
Bachelor level, university	37	0.85 (0.55 to 1.31)	0.73 (0.43 to 1.24)
Masters/doctorate level university	56	1.84 (0.83 to 4.09)	1.11 (0.44 to 2.76)
Income (million VND all sources)			
0–less than 1	25	Ref	Ref
1–less than 3	40	1.98 (1.14 to 3.45)*	2.37 (1.28 to 4.36)*
3–less than 5	46	2.48 (1.40 to 4.39)*	2.54 (1.33 to 4.87)*
Above 5	44	2.31 (1.27 to 4.20)*	2.04 (1.02 to 4.08)*
Province			
HCMC	33	Ref	Ref
Ha Noi	50	1.98 (1.41 to 2.79)*	2.30 (1.57 to 3.38)*
Hai Phong	51	2.08 (1.15 to 3.78)*	2.25 (1.14 to 4.44)*
Khang Hoa	53	2.22 (0.88 to 5.63)	1.96 (0.68 to 5.62)
Can Tho	40	1.33 (0.22 to 8.10)	1.21 (0.19 to 7.63)
Da Nang	43	1.50 (0.51 to 4.43)	3.18 (0.76 to 13.23)
Other	31	0.91 (0.60 to 1.38)	1.16 (0.72 to 1.87)
Internet use (days per month)			
1–7	23	Ref	Ref
8–14	41	2.26 (1.03 to 4.95)*	1.69 (0.68 to 4.21)
15–21	49	3.17 (1.57 to 6.40)*	2.06 (0.90 to 4.73)
22–30	39	2.07 (1.09 to 3.95)*	1.51 (0.69 to 3.32)
Partner preference			
Prefer only men	45	Ref	Ref
Prefer men to women	43	0.90 (0.64 to 1.28)	0.77 (0.53 to 1.11)
Prefer women to men	18	0.26 (0.07 to 0.91)*	0.18 (0.05 to 0.66)*
Prefer only women	2	0.02 (0.00 to 0.16)*	0.02 (0.00 to 0.17)*

*p<0.05 (not adjusted for multiple comparisons).

CI, confidence interval; HCMC, Ho Chi Minh City; UAS, unprotected anal sex.



Figure 1 Probability density distributions for men reporting UAS last three months. a) Number of partners last three months; b) total number of UAS acts with three most recent partners last three months. Insets show corresponding cumulative log-log plots.



variables associated to network size (education and frequency of Internet use, according to Kruskal-Wallis rank test). All results in the article are RDSII adjusted if not otherwise specified. Poisson regression was performed to investigate the correlation between the number of anal sex partners and number of UAS acts. As above, these analyses included the variables education and frequency of Internet use, which were associated to network size.

Modelling

The RDS-adjusted sample was assumed to provide a representative frequency distribution of ego-network types in the population. A weighted configuration model³¹ was used to model the connections between the ego-networks in the population. No sexual connections were thus assumed to exist within the recruitment network. Using the weighted configuration model, analytical estimates of the basic reproductive number³² was calculated for varying per-act transmission probabilities. Note that the basic reproductive number in this paper, henceforth denoted R_0^{3M} , refers to a 3-month period instead of the entire infectious period. A 3-month period was chosen to minimise recollection bias and to approximate the highly infectious primary infection period. The basic reproductive number is an abstract measure of transmission propensity after introduction of HIV in a previously

non-infected population. The actual reproductive number at a given time and area will be dependent on the proportion already infected in that area. The weighted configuration model is a development of the standard configuration model³³ (see online supplementary figure S2 and SI section four, for details). In the standard model a sexual network is recreated from ego-network data by randomly connecting reported links (partnerships). The weighted configuration model takes advantage of the fact that both partners in any sexual partnership will have the same number of UAS acts and thus connects links with the same UAS frequency. This method produces a more realistic sexual network compared to what is achieved using the standard configuration model (see online supplementary figure S2). It is important to keep in mind that the method will not correctly model the sexual network if UAS frequency distributions differ between spatially distinct groups.

For men with more than three partners we imputed data on the number of UAS acts for partner four and above, before estimating R_0^{3M} in the weighted configuration model, since observations with more than three partners were censored. Differences in imputed data on the number of UAS acts for persons with high numbers of partners can potentially influence outcomes heavily. We therefore used two different imputation strategies

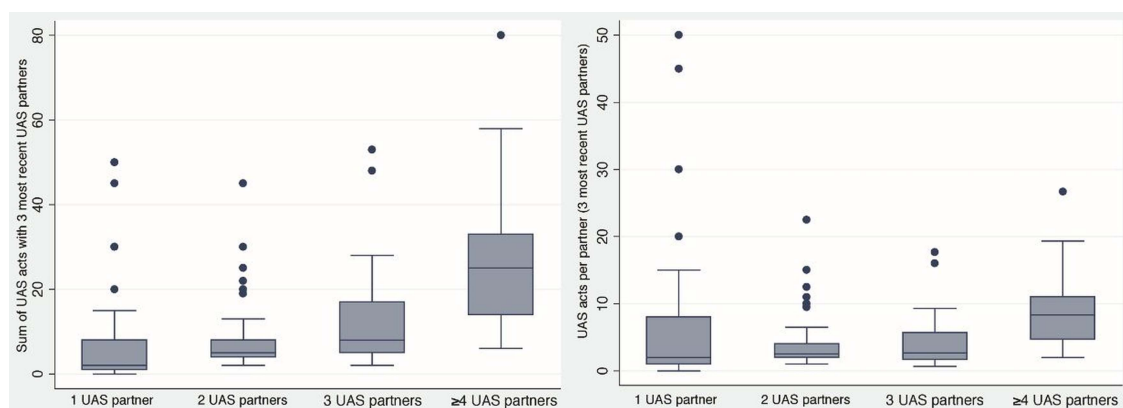


Figure 2 a) Total number of UAS acts last three months stratified on the number of UAS partners reported for the same period; b) Number of UAS acts per partner, last three months stratified on the number of UAS partners reported for the same period (RDSII-unadjusted).

Table 2 Descriptive statistics of sociodemographic variables and sexual partner preferences

Category	Covariate	n	Raw Prop. (%)	RDSII Est (%)	95% CI (%)
Age (years)	18–20	215	25	25	22 to 30
	21–22	288	34	34	29 to 37
	23–25	202	24	20	17 to 23
	26–30	103	12	13	10 to 16
	>30	49	6	8	5 to 12
	Don't want to answer	0			
Education (highest level started)	12 years or less	117	13	19	15 to 25
	2-year college	63	7	8	6 to 11
	3-year college	156	19	17	14 to 21
	Bachelor level, university	482	57	52	47 to 57
	Masters/doctorate level university	34	4	4	2 to 5
	Don't want to answer	5			
Income (million VND all sources)	0–less than 1	87	11	13	10 to 17
	1–less than 3	335	41	45	40 to 50
	3–less than 5	226	28	25	22 to 29
	Above 5	164	20	17	14 to 20
	Don't want to answer	45			
	Province	HCMC	339	40	32
Ha Noi		256	30	26	18 to 29
Hai Phong		55	7	8	5 to 12
Khang Hoa		20	2	3	2 to 8
Can Tho		5	1	1	0 to 2
Da Nang		15	2	1	1 to 2
Other		160	19	29	27 to 38
Don't want to answer		7			
Internet use (days per month)		1–7	64	8	19
	8–14	72	9	12	9 to 15
	15–21	150	18	16	14 to 20
	22–30	559	66	53	45 to 56
	Don't want to answer	12			
	Partner preference	Prefer only men	544	68	66
Prefer men to women		181	23	20	17 to 23
Prefer women to men		20	2	3	2 to 5
Prefer only women		58	7	12	12 to 24
Don't want to answer		54			

CI, confidence interval; HCMC, Ho Chi Minh City.

(a low and a high sexual frequency scenario) for partners four and upwards. We imputed for each individual with >3 UAS partners, in the low frequency scenario, one UAS act per partnership four and upwards (the logically smallest possible value) and for the high frequency scenario the smallest reported number of UAS acts among his three partners for which UAS act data were reported. To investigate the transmission effects stemming from correlations between partner numbers and frequency of UAS acts, we compared $R0^{3M}$ calculated from the original data (ie, with correlations present) and when the values for the number of UAS acts per partnership first had been randomly shuffled between all partnerships (ie, with no correlations present). This latter way of modelling transmission on the network is equivalent to using the standard configuration model. Both shuffled and non-shuffled estimations were performed for the low and high sexual frequency scenarios.

Ethics

IP addresses were converted to a unique anonymous code using a one-way encryption algorithm, and the original IP numbers were deleted. Login passwords were only valid for a single session, and communication between the users and the server was encrypted.

RESULTS

Sociodemographic characteristics

The mean age was 24 years (CI 23.0 to 24.4). Eighty-one per cent had some education after high-school and 53% used the Internet 22 days or more per month. Seventy per cent came from the two large metropolitan areas of HCMC and Ha Noi. Forty-two of 63 provinces were represented (table 2).

Sexual risk behaviour

Sixty-two per cent (CI 54% to 65%) of the men reported sex (any type) at least once with another man during

the last 3 months. Fifty-five per cent (CI 50% to 60%) reported anal sex at least once and 36% (CI 32% to 42%) had UAS at least once during the same period (see online supplementary figure S3). Among the men in the latter group, only 40% (CI 32% to 47%) had ever tested themselves for HIV.

Altogether, the men in the sample reported 2291 UAS acts (non-RDSII adjusted). Almost half of all UAS acts (45%; CI 44% to 49%) involved a respondent who had never tested for HIV, while almost all acts (92%; CI 91% to 93%) were reported to have taken place in non-casual relationships.

Associations between sexual risk behaviour and sociodemographic factors

Having a monthly income over one million VND (US \$48) was associated with significantly increased odds of reporting UAS, as did living in two large provinces in the north, Ha Noi and Hai Phong. Preferring women to men or only women as sexual partners was associated with a significant decrease in the odds of reporting UAS (table 1).

Repeating the multivariate analyses with the outcome *two or more UAS partners last 3 months* (HCMC as reference) showed increased ORs for three large provinces: Ha Noi (OR=4.0, $p<0.000$), Hai Phong (OR=4.7, $p=0.002$) and Khang Hoa (OR=5.2, $p=0.018$).

Number of UAS partners and acts

In the group of MSM reporting UAS during the last 3 months, 88% reported having had UAS with one or two male partners (71% and 18%, respectively). The distribution of UAS partner numbers was highly skewed with 5% reporting five or more UAS partners (figure 1A, see online supplementary figure S3). The distribution of partner numbers when including all types of sex (with and without condom) was similarly right skewed (see online supplementary figure S4).

For those reporting UAS during the last 3 months the median number of UAS acts was four. The distribution of the number of UAS acts per person during the last 3 months was even more right skewed than the distribution of partner numbers (figure 1B). Forty-six per cent of those practicing UAS reported five or more UAS acts.

Relationship between number of UAS partners and number of UAS acts

The sum of reported UAS acts with the three most recent UAS partners increased with increasing number of reported UAS partners ($p<0.000$, Poisson regression; figure 2A). The number of reported UAS acts *per partner* for the three most recent UAS partners also increased with increasing number of UAS partners ($p<0.000$; figure 2B). The latter result was significant also when we removed participants with eight or more partners. For participants with one to four UAS partners the trend was negative ($p=0.013$), although the trend for sum of UAS acts with the last three partners remained

significantly positive. Note that we collected data on the total number of UAS partners but the number of UAS acts refers to the three most recent UAS partners, all during the last 3 months.

The Pearson correlation between the number of UAS acts within each man's reported partnerships was significantly positive (+0.32), indicating that men with multiple partnerships who reported many acts in one partnership, tended to do the same for his other partnerships.

Estimating population-level transmission

The results of modelling transmission, using the weighted configuration model, show that both the low and high sexual frequency scenarios (see figure 3, top and bottom green and brown lines, assuming different numbers of UAS acts for missing data) produced very high $R0^{3M}$. Results are, as expected heavily dependent on assumed values of per-act transmission probabilities. To contextualise these values, estimates from current transmission studies during the asymptomatic stage show average per-act transmission risk of 0.6% for insertive sex (uncircumcised men)³⁴ and 1.4% for receptive anal sex.^{34 35} Risk of infection per act of receptive anal sex during the primary as well as the late stage infection has been estimated to 18% (95% CI 2.08 to 34.6).³⁶

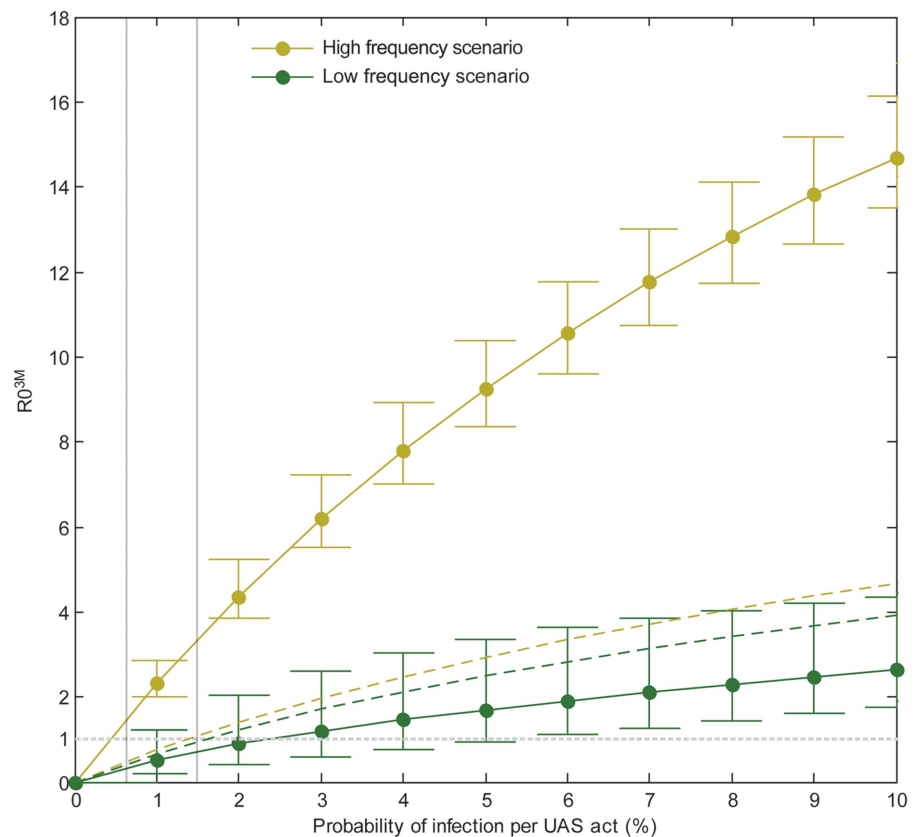
The low sexual frequency scenario, that very likely underestimates UAS frequency, yielded an $R0^{3M}$ of one already at a per act transmission probability of 3.3%. Assuming a per-act transmission probability of 5% (eg, for UAS during primary infection) yielded, in the worst-case scenario, an $R0^{3M}$ of 9 for this 3-month period.

We then investigated the contribution to transmission stemming from the observed positive correlation between partner numbers and numbers of UAS acts per partner. The results show that the high $R0^{3M}$ remains after shuffling and is thus not an artefact of the weighted configuration model. Additionally, $R0^{3M}$ is indeed higher in the scenario with higher number of imputed acts but the relative increase compared to the non-shuffled data is much less pronounced. Thus, most of the very large increase in $R0^{3M}$ that we observe when we move from the low sexual frequency scenario (moving from green filled line to brown filled line), is due to the formation of a network structure that greatly facilitates transmission.

DISCUSSION

More than one-third of Internet-using Vietnamese MSM reported UAS at least once during the last 3 months. Among these men only 36% had ever tested themselves for HIV. Additionally we show, to the best of our knowledge, a previously undocumented positive correlation between UAS frequency and UAS partner numbers among MSM. This is clearly different from the trends reported in studies of heterosexual persons, where persons with many sex partners tend to report fewer sex acts thus reducing their contribution to population-level

Figure 3 R03M for different per act transmission probabilities. Top yellow line: high-transmission scenario. Green bottom line: low-transmission scenario. Yellow and green dashed lines: correlations between frequency of UAS acts and partner numbers removed (shuffled UAS frequencies). Grey horizontal dashed line shows where R03M=1. Vertical grey lines indicate per-act probabilities of 0.6% (insertive anal sex asymptomatic period) and 1.4% (receptive anal sex asymptomatic period). Per-act probability during primary infection period (18%) is outside the figure.



transmission.^{37–40} Our modelling indicates that the positive correlations between partner numbers and unprotected sex acts found in this study can fuel very rapid HIV transmission.

Our results highlight the significance of collecting data on UAS frequency per partner to more accurately estimate population-level transmission. This may be especially important as UAS acts, depending on the population, may preferentially take place among men with high numbers of UAS partners, as in our study. Additionally, our modelling shows how UAS frequency per partner may be an important source of information on sexual network structure, which in turn may profoundly affect population-level transmission.

The results overall highlight the importance of rapidly scaling-up HIV prevention programmes for MSM in Vietnam. Harm reduction programmes for MSM are concentrated to the big cities but our study highlights the need to stretch these nationwide. In this lower-middle-income setting, the overwhelming number of UAS acts among participating MSM, takes place with partners whom the respondent is emotionally involved with. This is consistent with studies from Amsterdam where an estimated 86% of new infections occurred in stable relationships during the early 2000s.⁴¹ These results imply that condom campaigns focusing on casual sexual encounters are not enough. Interventions and prevention communication need to take into account the complexities of sexual practices within relationships.

Right-skewed frequency distributions of the number of anal sex acts and anal sex partners have been reported elsewhere.^{12 14 16 42} Our findings indicate however that this was also the case for UAS acts and UAS partnerships and there was a positive correlation between the two. These findings imply the need for local prevention programmes to target high-risk individuals within the MSM population as they may contribute to a substantial share of new infections. These high-risk men come however from diverse backgrounds. Men reporting more than five UAS acts last 3 months and at least two different UAS partners during the same period, all preferred only men or men to women as sexual partners. These men were also older and had better incomes, although these differences were not statistically significant. Frequent Internet users reported more UAS than infrequent users, potentially indicating a window of opportunity for Internet-based prevention strategies. Contact tracing⁴³ and potentially peer-driven interventions^{44–46} may be efficient way to reach these individuals, but should be evaluated in the local context. Pre-exposure prophylaxis and treatment-as-prevention strategies^{47–49} may have a role but requires that access barriers to testing and care are removed and that high-risk individuals can be targeted. Our data show low testing rates and earlier studies suggest a high level of stigma attached to both identifying as gay and to being associated with HIV/AIDS, indicating a wider need for structural interventions in addition to biomedical approaches.^{49 50} The



recent proposal by the Minister of Justice⁵¹ to legalise same-sex marriage in Vietnam is particularly laudable.

This study has limitations. Data on receptive and insertive UAS acts would have added further realism. In 48% of partnerships the first UAS act within the partnership took place less than 3 months ago. We have not included this partner change rate in the configuration model. The bias that can arise from a non-dynamic model is however sharply reduced when short-time spans are analysed, as was carried out in this study. Over the very long-time frame it is likely that the fast transmission in the beginning of the epidemic turns much slower at later stages, as Colgate *et al*⁵² suggest. The modelling performed here thus describes estimated transmission during early epidemic stage. Modelling the long-term evolution of the epidemic requires additional data sources, including, for example, inflow of non-infected individuals to the population and estimated effects of interventions. The model contains a relatively homogenous network structure, while real networks are likely to contain spatially distinct clusters. However, as long as the frequency distribution of ego-network types are similar in geographically distinct network clusters, very similar results would likely apply. Transmission into new clusters combined with sexual behaviour patterns such as those reported here can potentially also explain observed clustering in HIV sequencing studies.^{53 54} Poisson regression of UAS frequency and partner numbers, may contain bias if intra-personal dependencies between sexual acts are substantial. Figure 2A,B provides the actual distributions.

Our survey sampled mostly young and relatively well-educated MSM in the major Vietnamese cities and should not be generalised to non-Internet using MSM. However, compared to many self-selected online samples with response rates of a few in a thousand to a few in a hundred,^{55 56} the response rate in this study is likely to have been at substantially higher, as RDS recruitment stops if participants on average recruit less than one other person with his four invitation coupons (exact participation rates in RDS is not possible to determine as researchers do not know the total number of invited individuals). For methodological issues related to webRDS among MSM see, for example, refs. ²² and ⁵⁷ In comparison with a standard coupon-based RDS, the present study enabled a much larger geographical coverage and allowed participation of MSM who would not risk to physically access a survey office.

In conclusion, risk behaviour among surveyed MSM in Vietnam was very high, conducive to very rapid HIV transmission and paired with low HIV testing rates among risk takers. In particular the data showed a previously undocumented positive correlation between UAS frequency and UAS partner numbers. The study additionally highlights the need to incorporate UAS frequency data into sexual behaviour surveys. Overall, the reported risk behaviour is high and the results provide support for rapidly scaling-up HIV prevention interventions for MSM in Vietnam.

Author affiliations

¹Department of Public Health Sciences, Karolinska Institutet, Stockholm, Sweden

²The Institute for Futures Studies, Stockholm, Sweden

³College of Information System and Management, National University of Defense Technology, Changsha, People's Republic of China

⁴Department of Sociology, Stockholm University, Stockholm, Sweden

⁵Institute for the Study of Society, Economy and the Environment, Ha Noi, Vietnam

Acknowledgements The authors would like to thank iSEE, Vietnam for dedicated support in the data collection.

Contributors All authors participated in research design. LB, XL and HHT collected the data. LB and XL performed analyses. LB wrote the first draft. All authors approved the final manuscript.

Funding The Swedish International Development Cooperation Agency (Sida) supported the study financially.

Competing interests None.

Ethics approval The study was approved by the ethics review board at Hanoi Medical University, Vietnam and the Regional Ethical Review Board for Stockholm (EPN).

Provenance and peer review Not commissioned; externally peer reviewed.

Data sharing statement No additional data are available.

Open Access This is an Open Access article distributed in accordance with the Creative Commons Attribution Non Commercial (CC BY-NC 3.0) license, which permits others to distribute, remix, adapt, build upon this work non-commercially, and license their derivative works on different terms, provided the original work is properly cited and the use is non-commercial. See: <http://creativecommons.org/licenses/by-nc/3.0/>

REFERENCES

1. Baral S, Sifakis F, Cleghorn F, *et al*. Elevated risk for HIV infection among men who have sex with men in low- and middle-income countries 2000–2006: a systematic review. *PLoS Med* 2007;4:e339.
2. Smith AD, Tapsoba P, Peshu N, *et al*. Men who have sex with men and HIV/AIDS in sub-Saharan Africa. *Lancet* 2009;374:416–22.
3. Mumtaz G, Hilmi N, McFarland W, *et al*. Are HIV epidemics among men who have sex with men emerging in the Middle East and North Africa?: a systematic review and data synthesis. *PLoS Med* 2011;8:e1000444.
4. Beyrer C, Baral SD, van Griensven F, *et al*. Global epidemiology of HIV infection in men who have sex with men. *Lancet* 2012;380:367–77.
5. van Griensven F, van Wijngaarden JWD. A review of the epidemiology of HIV infection and prevention responses among MSM in Asia. *AIDS* 2010;24:S30–40.
6. van Griensven F, Varangrat A, Wimonasate W, *et al*. Trends in HIV prevalence, estimated HIV incidence, and risk behavior among men who have sex with men in Bangkok, Thailand, 2003–2007. *J Acquir Immune Defic Syndr* 2009;53:234–9.
7. Ministry of Health Vietnam. *Integrated biological and behavioral surveillance round 2–2009*. Hanoi: Ministry of Health Vietnam, 2011.
8. Ministry of Health Vietnam. *Results from the HIV/STI Integrated Biological and Behavioral Surveillance (IBBS) in Vietnam 2005–2006*. Hanoi: Ministry of Health Vietnam, 2006.
9. National Committee for AIDS DaPPaC, Vietnam. Viet Nam AIDS Response Progress Report 2012. In. Hanoi, 2012.
10. Anderson RM, May RM. *Infectious diseases of humans: dynamics and control*. Oxford University Press, 1991.
11. Magnani R, Sabin K, Saidel T, *et al*. Review of sampling hard-to-reach and hidden populations for HIV surveillance. *AIDS* 2005;19(Suppl 2):S67–72.
12. Volk JE, Liu A, Vittinghoff E, *et al*. Sexual frequency and planning among at-risk men who have sex with men in the United States: implications for event-based intermittent pre-exposure prophylaxis. *J Acquir Immune Defic Syndr* 2012;61:112–15.
13. The Commission on AIDS in Asia. *Redefining AIDS in Asia. Crafting an Effective Response*. New Delhi; 2008.
14. Crawford JM, Kippax SC, Mao L, *et al*. Number of risk acts by relationship status and partner serostatus: findings from the HIM

- cohort of homosexually active men in Sydney, Australia. *AIDS Behav* 2006;10:325–31.
15. Koblin BA, Chesney MA, Husnik MJ, *et al*. High-risk behaviors among men who have sex with men in 6 US cities: baseline data from the EXPLORE Study. *Am J Public Health* 2003;93:926–32.
 16. van Griensven F, Thienkrua W, Sukwicha W, *et al*. Sex frequency and sex planning among men who have sex with men in Bangkok, Thailand: implications for pre- and post-exposure prophylaxis against HIV infection. *J Int AIDS Soc* 2010;13:13.
 17. Liljeros F. *Human sexual networks. Encyclopedia of Complexity and System Science*. Springer Science and Business Media, 2009.
 18. Newman ME. Assortative mixing in networks. *Phys Rev Lett* 2002;89:208701.
 19. Newman ME. Mixing patterns in networks. *Phys Rev E Stat Nonlin Soft Matter Phys* 2003;67:026126.
 20. Heckathorn DD. Respondent-driven sampling: a new approach to the study of hidden populations. *Soc Probl* 1997;44:174–99.
 21. Malekinejad M, Johnston LG, Kendall C, *et al*. Using respondent-driven sampling methodology for HIV biological and behavioral surveillance in international settings: a systematic review. *AIDS Behav* 2008;12:S105–30.
 22. Bengtsson L, Lu X, Nguyen QC, *et al*. Implementation of web-based respondent-driven sampling among men who have sex with men in Vietnam. *PLoS ONE* 2012;7:e49417.
 23. Internet World Stats. Vietnam. Internet Usage Stats and Marketing Report. In; 2012.
 24. Ngo DA, Ross MW, Phan H, *et al*. Male homosexual identities, relationships, and practices among young men who have sex with men in Vietnam: implications for HIV prevention. *AIDS Educ Prev* 2009;21:251–65.
 25. Nguyen QC. *Sexual risk behaviors of men who have sex with men in Vietnam*. Chapel Hill: North Carolina State University, 2010.
 26. Bengtsson L, Thorson A, Thanh VPN, *et al*. Sexual relationships among men who have sex with men in urban Vietnam: a qualitative interview study. *BMC Public Health* 2013; 13:108.
 27. Heckathorn D, Semaan S, Broadhead R, *et al*. Extensions of respondent-driven sampling: a new approach to the study of injection drug users aged 18–25. *AIDS Behav* 2002;6:55–67.
 28. Salganik MJ. Variance estimation, design effects, and sample size calculations for respondent-driven sampling. *J Urban Health Bull N Y Acad Med* 2006;83:198–112.
 29. Wejnert C, Pham H, Krishna N, *et al*. Estimating design effect and calculating sample size for respondent-driven sampling studies of injection drug users in the United States. *AIDS Behav* 2012;16: 797–806.
 30. Ramirez-Valles J, Garcia D, Campbell RT, *et al*. HIV infection, sexual risk behavior, and substance use among Latino gay and bisexual men and transgender persons. *Am J Public Health* 2008;98:1036–42.
 31. Britton T, Deijfen M, Liljeros F. A weighted configuration model and inhomogeneous epidemics. *J Stat Phys* 2011;145:1368–84.
 32. Diekmann O, Heesterbeek JA, Metz JA. On the definition and the computation of the basic reproduction ratio R_0 in models for infectious diseases in heterogeneous populations. *J Math Biol* 1990;28:365–82.
 33. Andersson H. Limit theorems for a random graph epidemic model. *Ann Appl Probability* 1998:1331–49.
 34. Jin F, Jansson J, Law M, *et al*. Per-contact probability of HIV transmission in homosexual men in Sydney in the era of HAART. *AIDS* 2010;24:907–13.
 35. Baggaley RF, White RG, Boily M-C. HIV transmission risk through anal intercourse: systematic review, meta-analysis and implications for HIV prevention. *Int J Epidemiol* 2010;39:1048–63.
 36. Leynaert B, Downs AM, de Vincenzi I. Heterosexual transmission of human immunodeficiency virus variability of infectivity throughout the course of infection. *Am J Epidemiol* 1998;148:88–96.
 37. Nordvik MK, Liljeros F. Number of sexual encounters involving intercourse and the transmission of sexually transmitted infections. *Sex Transm Dis* 2006;33:342–9.
 38. Morris M, Epstein H, Wawer M. Timing is everything: international variations in historical sexual partnership concurrency and HIV prevalence. *PLoS ONE* 2010;5:e14092.
 39. Harrison A, Cleland J, Frohlich J. Young people's sexual partnerships in KwaZulu-Natal, South Africa: patterns, contextual influences, and HIV risk. *Stud Fam Plann* 2008;39:295–308.
 40. Blower SM, Boe C. Sex acts, sex partners, and sex budgets: implications for risk factor analysis and estimation of HIV transmission probabilities. *J Acquir Immune Defic Syndr* 1993;6:1347–52.
 41. Xiridou M, Geskus R, de Wit J, *et al*. The contribution of steady and casual partnerships to the incidence of HIV infection among homosexual men in Amsterdam. *AIDS* 2003;17:1029–38.
 42. Schneeberger A, Mercer CH, Gregson SAJ, *et al*. Scale-free networks and sexually transmitted diseases—a description of observed patterns of sexual contacts in Britain and Zimbabwe. *Sex Transm Dis* 2004;31:380–7.
 43. Lin H, He N, Ding Y, *et al*. Tracing sexual contacts of HIV-infected individuals in a rural prefecture, Eastern China. *BMC Public Health* 2012;12:533.
 44. Zhang H, Wu Z, Zheng Y, *et al*. A pilot intervention to increase condom use and HIV testing and counseling among men who have sex with men in Anhui, China. *JAIDS J Acquir Immune Defic Syndr* 2010;53:S88–92.
 45. Amirkhanian YA, Kelly JA, Kabakchieva E, *et al*. A randomized social network HIV prevention trial with young men who have sex with men in Russia and Bulgaria. *AIDS* 2005;19:1897–905.
 46. Amirkhanian YA, Kelly JA, Kabakchieva E, *et al*. Evaluation of a social network HIV prevention intervention program for young men who have sex with men in Russia and Bulgaria. *AIDS Educ Prev* 2003;15:205–20.
 47. Cohen MS, Chen YQ, McCauley M, *et al*. Prevention of HIV-1 infection with early antiretroviral therapy. *N Engl J Med* 2011;365: 493–505.
 48. Van Damme L, Corneli A, Ahmed K, *et al*. Preexposure prophylaxis for HIV infection among African women. *N Engl J Med* 2012;367: 411–22.
 49. Wilson D. HIV treatment as prevention: natural experiments highlight limits of antiretroviral treatment as HIV prevention. *PLoS Med* 2012;9:e1001231.
 50. Paltiel AD, Freedberg KA, Scott CA, *et al*. HIV preexposure prophylaxis in the United States: impact on lifetime infection risk, clinical outcomes, and cost-effectiveness. *Clin Infect Dis* 2009;48:806–15.
 51. USA Today. Vietnam considers same-sex marriage. 2012.
 52. Colgate SA, Stanley EA, Hyman JM, *et al*. Risk behavior-based model of the cubic growth of acquired immunodeficiency syndrome in the United States. *Proc Natl Acad Sci USA* 1989;86:4793–7.
 53. Lewis F, Hughes GJ, Rambaut A, *et al*. Episodic sexual transmission of HIV revealed by molecular phylogenetics. *PLoS Med* 2008;5:e50.
 54. Brenner BG, Roger M, Stephens D, *et al*. Transmission clustering drives the onward spread of the HIV epidemic among men who have sex with men in Quebec. *J Infect Dis* 2011;204:1115–19.
 55. Jakopanec I, Schimmer B, Grijbovski AM, *et al*. Self-reported sexually transmitted infections and their correlates among men who have sex with men in Norway: an Internet-based cross-sectional survey. *BMC Infect Dis* 2010;10:261.
 56. Zhang D, Bi P, Lv F, *et al*. Internet use and risk behaviours: an online survey of visitors to three gay websites in China. *Sex Transm Infect* 2007;83:571–6.
 57. Lu X, Malmros J, Liljeros F, *et al*. Respondent-driven sampling on directed networks. *Electron J Stat* 2013;7:292–322.

BMJ Open

Strong propensity for HIV transmission among men who have sex with men in Vietnam: behavioural data and sexual network modelling

Linus Bengtsson, Xin Lu, Fredrik Liljeros, et al.

BMJ Open 2014 4:

doi: [10.1136/bmjopen-2013-003526](https://doi.org/10.1136/bmjopen-2013-003526)

Updated information and services can be found at:

<http://bmjopen.bmj.com/content/4/1/e003526.full.html>

These include:

Data Supplement

"Supplementary Data"

<http://bmjopen.bmj.com/content/suppl/2014/01/15/bmjopen-2013-003526.DC1.html>

References

This article cites 45 articles, 6 of which can be accessed free at:

<http://bmjopen.bmj.com/content/4/1/e003526.full.html#ref-list-1>

Open Access

This is an Open Access article distributed in accordance with the Creative Commons Attribution Non Commercial (CC BY-NC 3.0) license, which permits others to distribute, remix, adapt, build upon this work non-commercially, and license their derivative works on different terms, provided the original work is properly cited and the use is non-commercial. See: <http://creativecommons.org/licenses/by-nc/3.0/>

Email alerting service

Receive free email alerts when new articles cite this article. Sign up in the box at the top right corner of the online article.

Topic Collections

Articles on similar topics can be found in the following collections

[Global health](#) (123 articles)

[HIV AIDS](#) (67 articles)

[Infectious diseases](#) (198 articles)

To request permissions go to:

<http://group.bmj.com/group/rights-licensing/permissions>

To order reprints go to:

<http://journals.bmj.com/cgi/reprintform>

To subscribe to BMJ go to:

<http://group.bmj.com/subscribe/>

Notes

To request permissions go to:

<http://group.bmj.com/group/rights-licensing/permissions>

To order reprints go to:

<http://journals.bmj.com/cgi/reprintform>

To subscribe to BMJ go to:

<http://group.bmj.com/subscribe/>